

PLACE YOUR ORDER TODAY!

Contact your preferred dealer or call 1.877.378.3548

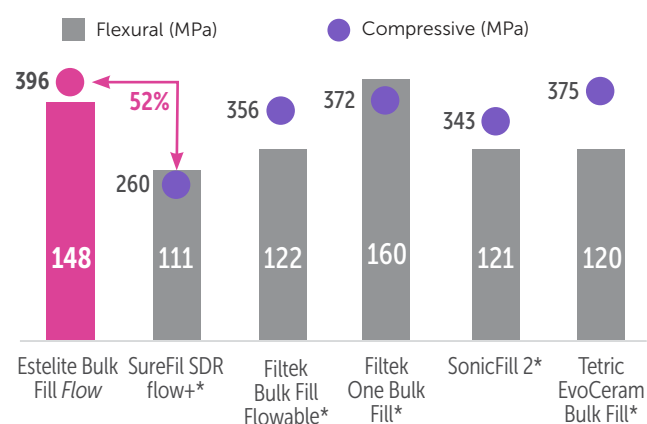


A stronger, more durable bulk fill

52% Stronger than one of the leading bulk fill flowables

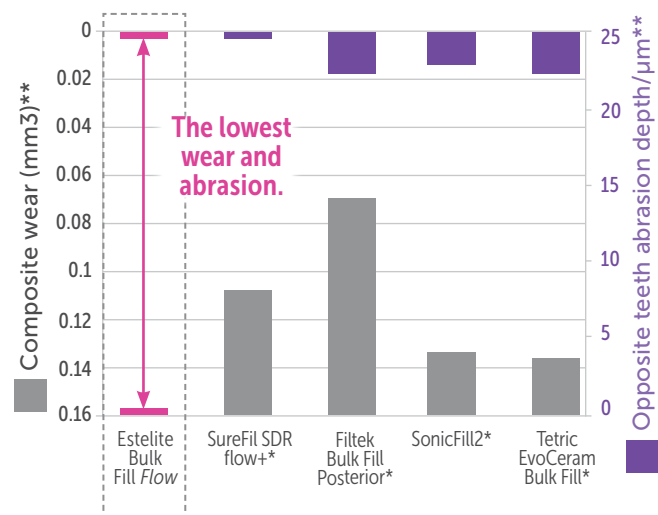
Formulated to let patients bite with confidence.

Compressive and Flexural Strength

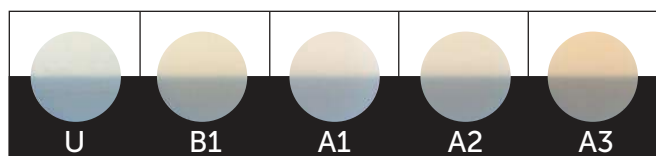


Excellent wear resistance

Estelite Bulk Fill Flow highly resists abrasion and wear for long-lasting posterior restorations.



Shades available



U Shade Indications:

- For lighter shades or cervical enamel restorations.
- For restorations deeper than 4mm: U shade can be used as a bulk fill base liner. Another layer of Estelite Bulk Fill Flow should be placed to finish the restoration.

ESTELITE BULK FILL Flow Syringe



Includes 1 – 3g syringe; 10 tips; Shade Card; Instructions for Use

ESTELITE BULK FILL Flow Pre-Loaded Tips



Includes 20 – 0.2g PLTs; Shade Card; Instructions for Use

ESTELITE BULK FILL Flow Products

Refill	Item #	Item #
Shade	PLTs	Syringe
Universal	12735	12715
B1	12736	12716
A1	12737	12717
A2	12738	12718
A3	12739	12719

ESTELITE® BULK FILL Flow

HIGHLY ESTHETIC AND STRONG ALL ON ITS OWN – NO CAPPING LAYER NEEDED.



Many leading flowable bulk fills require a capping layer of another composite because they lack the esthetics or strength to complete a restoration on their own. With **Estelite Bulk Fill Flow**, higher shade matching, opacity, and glossiness ensure greater esthetics than other brands, while higher compressive strength, cavity adaptation, and lower shrinkage stress offer restorations that are more reliable as well.

With **no capping layer** or other composites needed, having quick, beautiful, and worry-free bulk fill restorations won't take any extra steps with Estelite Bulk Fill Flow.



Now bulk fill restorations can be beautiful too

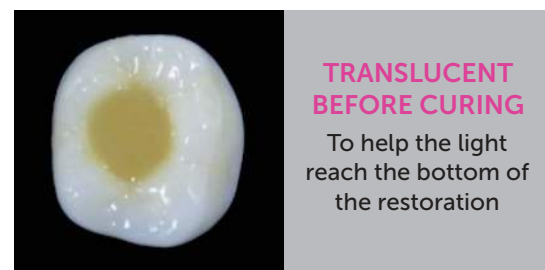
5 shades with superior color matching ability blend across a range of different tooth shades, delivering a unique "Chameleon" effect.

ESTELITE® BULK FILL FLOW SHADE MATCHING CHART

	W	B1	A1	B2	D2	A2	C1	C2	D4	A3	D3	B3	B3.5	B4	C3	A4
U	●	●	●	●	●	●	●	●	—	●	—	●	●	●	●	—
B1	●	●	●	●	●	●	●	●	●	●	●	●	●	●	—	—
A1	●	●	●	●	●	●	●	—	—	●	●	—	—	—	—	—
A2	●	●	●	●	●	●	—	—	—	●	●	●	●	●	—	—
A3	—	●	●	●	●	●	●	●	●	●	●	●	●	●	●	●

● Excellent Match ● Very good ● Good ● Fair

From translucent to opaque



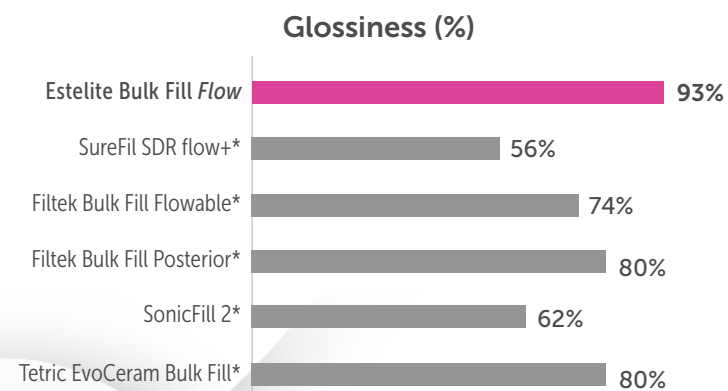
TRANSLUCENT BEFORE CURING
To help the light reach the bottom of the restoration



MORE OPAQUE WHEN CURED
For a more natural look than other bulk fill composites

Incredible long lasting glossiness and easy polishability

Estelite Bulk Fill Flow reaches over 90% glossiness in only 60 seconds of polishing, providing a long-lasting glossiness for years to come.



A faster bulk fill

Flowable with no capping layer needed

The innovative formula in Estelite Bulk Fill Flow makes it more esthetic and stronger than other brands, no capping layer needed. Fill up to 4mm with no additional equipment or composites.



Half the curing time of leading bulk fill composites

10 seconds curing is all you need to deliver a beautiful and strong restoration for years to come.



A bulk fill for worry-free restorations

The best cavity adaptation

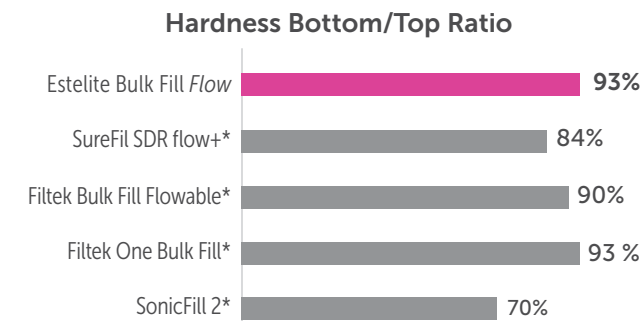
Estelite Bulk Fill Flow easily adapts to the cavity, flowing into the nooks and crannies, providing an excellent marginal seal and preventing restoration failure.



Marginal failure, gaps, and voids were common in other tested brands.

Cured to the bottom of the restoration

Thanks to its high translucency at placement, Estelite Bulk Fill Flow cures all the way to the bottom of a 4mm deep restoration in only 10 seconds.



Source: Tokuyama Dental R&D center, Japan
*Not a registered trademark of Tokuyama

Minimal shrinkage stress

The spherical fillers used in Estelite Bulk Fill Flow reduce shrinkage stress and linear shrinkage to a minimum.

Shrinkage Stress and Linear Shrinkage

